

PRE-SHOW EDUCATION PACKET

Welcome to Theatre of Youth's 54th season and **CORDUROY!**

This packet has been designed with an educator, parent and student in mind! We want to broaden our audience's experience and help you to prepare for future visits to The Historic Allendale theatre! To the right you will find a table of contents that will help you navigate through the packet. All of our activities have been assigned a title to help you connect this experience with the NYS Next Generation Standards. Those titles are **COMPREHEND, CHALLENGE, COMMUNICATE, CREATE, COMMENT and CONNECT**. We hope that this will help you lead a discussion or inspire you to create your own show and book-based activities.

Students that attend performances with their school also have access to our playbill which includes a post-show educational guide. These activities will also be titled for educators to connect the classroom to the children's experience when they visit Theatre of Youth. Activities include vocabulary, an opportunity to be inspired artistically, or to engage in a conversation about a topic or a concern.

CONTENTS

THE THEATRE

THEATRE ETIQUETTE

THE SHOW

WHO'S WHO IN THE THEATRE?

ACTIVITIES

SCRIPT SAMPLE

DISCOVERING DIVERSITY

GET READY FOR YOUR TRIP!

THE THEATRE:

The Allendale, one of Buffalo's first neighborhood theatres, was built in 1913 on the traditional territory of the Haudenosaunee Confederacy of Nations. It originally included gold trimmed walls, leaded glass windows and a stunning domed ceiling with dozens of modern light bulbs.

At first, the popular movie house specialized in silent films and photoplays of Broadway productions, with a custom-built symphonic organ for accompaniment.

The years were not kind to The Allendale Theatre. Fortunately, the Allentown Association saved it from demolition and in 1986, Theatre of Youth entered into a partnership with the City of Buffalo to raise funds and renovate the theatre for its permanent home.

Preserving the original integrity during the “make-over”, the theatre is equipped with a proscenium stage, fly and wing space, a sound and lighting system, dressing rooms, rehearsal space, and seating for 469 people.



THEATRE MANNERS:



Theatre manners are a simple set of rules to help audience members fully enjoy the show, and for actors and the backstage crew to safely perform their work for you! Here are some important elements of theatre manners:

- Arrive on time and get to your seat without running.
- Visit the restroom before the performance begins.
- Respect the theatre. Don't put your feet on the seats and avoid bouncing up and down.



Illustrations from *Corduroy* by Don Freeman

- You turn OFF and put away phones and other electronic devices.
- Please do not talk to your neighbor during the performance.
- No food or drinks inside the theater.
- If you like something that you see, you may clap or laugh- it shows the actors that you like what they are doing!
- Open your eyes, your hearts and your minds and enjoy the show!



THE SHOW:

Recommended Ages: 4 and up

Script by Barry Kornhauser

Based on the books by Don Freeman

Produced through special arrangements
with Plays for Young Audiences

Oh no, Corduroy's button has gone missing, and he can't go home with kindhearted Lisa without it! Join the beloved teddy bear as he takes a rollicking ride up the escalator and begins a delightfully destructive romp through every section of the department store. Will he find his button at the top of a teetering store display? Will Lisa ever get to bring him home, or will the bumbling security guard catch him first? Where, oh where, is Corduroy's **BUTTON?**




WHO'S WHO IN THE THEATRE




Playwright: the writer of the story

Producer: the planner and organizer
of the show



Director: the guide for the actors
and designers

Designers: the creators of lights, set,
costumes, and more



Stage Manager: the head of the show
backstage

Actors: the people who pretend to be
the characters



Crew: the backstage runners of the
show

Audience: YOU! The people who come
enjoy the show!



CORDUROY



THE SCRIPT

Here is a sample of the script of CORDUROY. The script shows WHO the characters are and WHAT they say and do!

If you see a name in capital letters like this: LISA, that is the character who is speaking!

After the character's name are the words they say.

These words are called lines!

If you see a collection of all capital letters like this: DSR, that is a stage direction. It tells the actors where they should be on the stage.

Words slanted and in parentheses like this: (*as they cross*) tell the actor what their character is doing or how they are doing it.



Illustration from *Corduroy* by
Don Freeman

SCENE 2

LISA

Yes, Mommy. Oh, but that bear seems so sad!

MOTHER

Oh, but that bear seems so old. From all appearances, he's been sitting on that shelf for a very long time.

LISA

And that must be why he's sad. He's just waiting for somebody to come along and take him home. What he needs is a friend.

MOTHER

What he needs is some mending...

LISA

But Corduroy would make a fine friend.

MOTHER

Corduroy?

LISA

That's what I've named the bear. For his green overalls.

MOTHER

(exiting with the rest of the bagged purchases)

His damaged green overalls.

LISA

(following, exasperated)

It's just a lost button!

ACTIVITIES

COMMUNICATE

ACCORDING TO THE SCRIPT ABOVE...

What does Lisa think Corduroy needs? _____

What does Lisa's mom think Corduroy needs? _____

Do you agree with Lisa or her mom? _____

Do you think old and broken things like Corduroy can be special? _____

COMPREHEND



Corduroy gets lost looking for his button in the store. What should you do if you get lost?



Illustration from *Corduroy* by Don Freeman



President Roosevelt


DID YOU KNOW that Teddy bears are named after Theodore Roosevelt, the 26th president of America? On a hunting trip, President Roosevelt refused to shoot a bear his friends had caught. A toy maker heard the story and created a stuffed bear named Teddy's bear. The name stuck!



Psst. You can visit our friends at the Theodore Roosevelt Inaugural Site in Buffalo to learn more about Teddy Roosevelt!



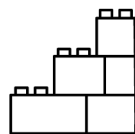

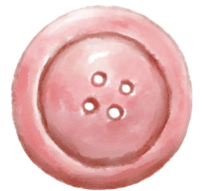


CREATE Let's draw a bear!

1. Trace the outline of your hand upside down on the page!
2. Draw a circle around the end of your thumb. This will be the bear's head!
3. Draw eyes, ears, and a nose in your circle to make the bear's face.
4. Color in your bear!

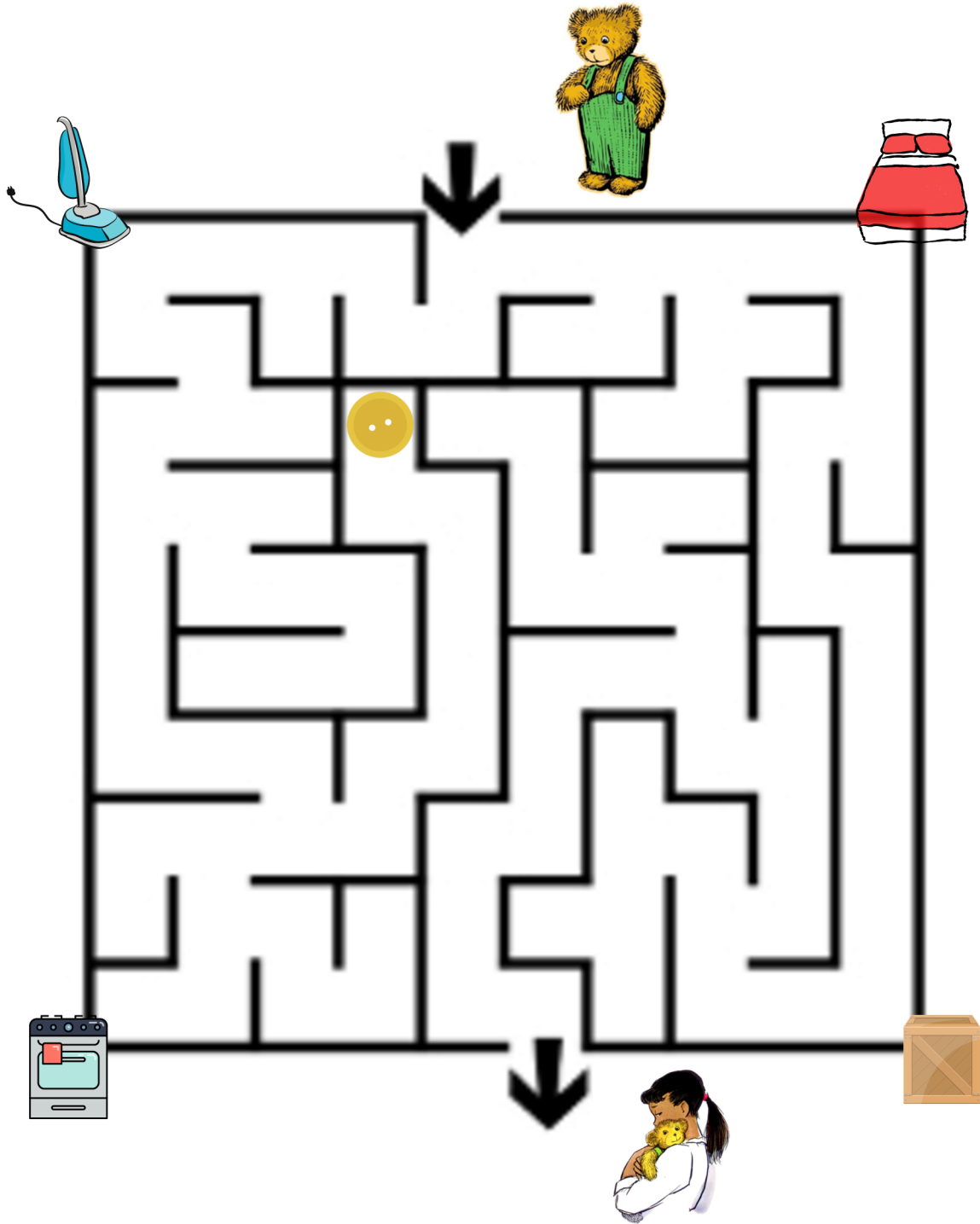


CONNECT

Oh no! Corduroy spilled all of Lisa's buttons! Help him sort them by drawing a line between the matching pairs.



CHALLENGE Corduroy is looking for Lisa, but the department store is so big! Help Corduroy find his way through the maze to Lisa.



BONUS CHALLENGE: Hidden around this packet are 8 of Corduroy's YELLOW buttons. They look like this:
Can you find them all?



Hint: You might find them within words or activities you have already done! They could be any size!



DISCOVERING DIVERSITY

Teddy bears like Corduroy were created in America and Germany. Let's learn about some other popular toys around the world!



Kokeshi dolls from Japan

These wooden dolls don't have arms or legs. They are usually dressed in traditional Japanese clothing and were first created in the 1600s. That's a long time ago!

Shweshwe toys from South Africa

These colorful animals are sewn from patterned cloth to be lions, elephants, giraffes or other animals!



Photo: African Creative



Rag dolls from Mexico

These stuffed dolls are often dressed in colorful traditional Mexican clothing with ribbons in their hair.



Nesting dolls from Russia

These wooden dolls are painted colorfully and open up to fit inside each other!



Worry dolls from Guatemala

The dolls are made from wire, wood, and colorful cloth. Kids tell their doll about their worries so the doll can take away their worries!

Leily Bazbazak dolls from Iran

These colorful dolls have moveable joints and threads attached to their hands so they can move!



Photo: Roostatish

GET READY FOR YOUR TRIP!

ARE YOU READY TO JOIN US?



We're bursting with excitement as we eagerly await your arrival at our theater for the upcoming performance. The stage is all set to whisk you away into a world filled with laughter, emotions, and captivating moments. The talented and hardworking members of our team have poured their hearts into creating a show that will form lasting and treasured memories. All we're missing is you, our audience!

LET'S GO TO THE THEATRE!

After reading through our pre-show education packet, I'm sure you're now familiar with what you may see on stage. Now what about your field trip? Have you ever been to the theatre before? What's it like?

The day of your trip, you will get on a big school bus and drive to Allentown in downtown Buffalo. Upon your arrival at TOY, you will quietly enter our beautiful building, visit the restrooms as needed, then find your seats. You'll see lots of chairs, big tall ceilings and a beautiful stage.

Following your instructors, you will sit with your group and start to get excited for the show, but remember to remain seated! This will allow everyone behind you to see properly.




Do you remember some examples of Theatre Manners?

REMINDERS:

- After the performance, you will receive a playbill (given to your teacher) that includes our post-show educational workbook to bring back to your class.
- After each school time performance, the cast and crew will be available for a talk back. This will give you the opportunity to ask us any questions you may have about the show, the characters, the theatre, etc.

Circle the questions below you might want to ask!



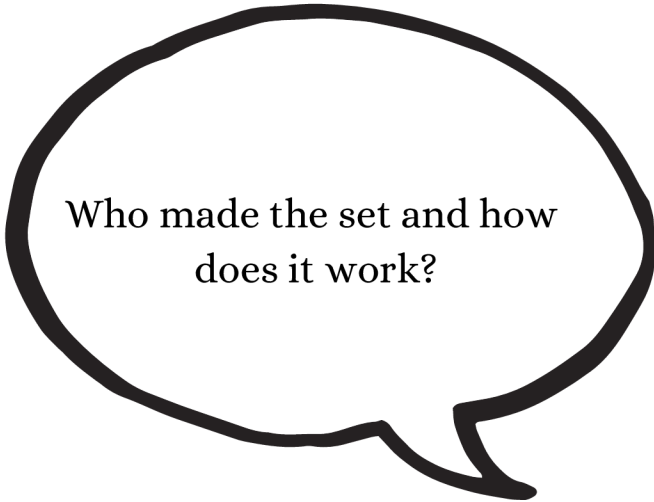
How did you become
an actor?



How does a storybook
become a play on stage?



What is your favorite part
of the show?



Who made the set and how
does it work?

WORKS CITED

Brayden, Karen. "A Look at Traditional Stuffed Toys from around the World." Bunnies By The Bay, 24 Oct. 2024, bunniesbythebay.com/blogs/how-to-delight/a-look-at-traditional-stuffed-toys-from-around-the-world?srsltid=AfmBOor8FLpB6moSY9aPzEHYscpymMzcbFOM_ngqfr-mO9lhyd4Or3Nk.

"The Story of the Teddy Bear." National Parks Service, U.S. Department of the Interior, 24 Oct. 2024, www.nps.gov/thrb/learn/historyculture/storyofteddybear.htm.

Salour, Adria. "Iranian Folk Dolls." Roostatish, 25 Oct. 2022, roostatish.com/iranian-folk-dolls/.

Shapka, Lindsay. "No Worries! The Legend of Guatemalan Worry Dolls." The Anthrotorian, The Anthrotorian, 28 Mar. 2021, theanthrotorian.com/culture/2016/1/2/no-worries-the-legend-of-guatemalan-worry-dolls.