

DIARY
of a
Wimpy Kid
THE MUSICAL

™ AND © 2007-2025, WIMPY KID, INC.

PRE-SHOW EDUCATIONAL WORKBOOK

THEATRE
OF YOUTH

Welcome to Theatre of Youth's 54th season and **DIARY OF A WIMPY KID: THE MUSICAL**

This packet has been designed with an educator, parent and student in mind! We want to broaden our audience's experience and help you to prepare for future visits to the Historic Allendale theatre! To the right you will find a table of contents that will help you navigate through the packet. All of our activities have been assigned a title to help you connect this experience with the NYS Next Generation Standards. Those titles are **COMPREHEND, CHALLENGE, COMMUNICATE, CREATE, COMMENT** and **CONNECT**. We hope that this will help you lead a discussion or inspire you to create your own show and book-based activities.

TABLE OF CONTENTS

- THE THEATRE
- THEATRE ETIQUETTE
- THE SHOW
- WHAT MAKES A BOOK?
- ACTIVITIES
- DISCOVERING DIVERSITY PAGE
- GET READY FOR YOUR TRIP!

Students that attend performances with their school also have access to our playbill which includes a post-show educational guide. These activities will also be titled for educators to connect the classroom to the children's experience when they visit Theatre of Youth. Activities include vocabulary, an opportunity to be inspired artistically, or to engage in a conversation about a topic or a concern.

THE THEATRE:

The Allendale, one of Buffalo's first neighborhood theatres, was built in 1913 and included gold trimmed walls, leaded glass windows and a stunning domed ceiling with dozens of modern light bulbs. At first, the popular movie house specialized in silent films and photoplays of Broadway productions, with a custom-built symphonic organ for accompaniment. The years were not kind to The Allendale Theatre. Fortunately, the Allentown Association saved it from demolition and in 1986, Theatre of Youth entered into a partnership with the City of Buffalo to raise funds and renovate the theatre for its permanent home.


Preserving the original integrity during the "make-over", the theatre is equipped with a proscenium stage, fly and wing space, a sound and lighting system, dressing rooms, rehearsal space, and seating for 469 people.



Theatre etiquette is a simple set of rules to help audience members fully enjoy the show, and for actors and the backstage crew to safely perform their work for you! Here are some important elements of theatre etiquette:

- Arrive on time and get to your seat without running.
- Visit the restroom before the performance begins.
- Respect the theatre. Don't put your feet on the seats and avoid bouncing up and down.
- Turn OFF and put away phones and other electronic devices.
- Please do not talk to your neighbor during the performance.
- No food or drinks inside the theater.
- If you like something that you see, you may clap or laugh- it shows the actors that you like what they are doing!
- Open your eyes, your hearts and your minds and enjoy the show!

THE SHOW



DIARY OF A WIMPY KID: THE MUSICAL

BOOK BY: KEVIN DEL AGUILA
MUSIC AND LYRICS BY: MICHAEL MAHLER & ALAN SCHMUCKLER
Recommended Ages: 5 and up and fun for the whole family!

This show is a humorous, heartwarming stage version of Greg Heffley's middle-school misadventures. Through catchy songs, creative staging, and a concise plot, it retains the essential charm of Jeff Kinney's books while delivering meaningful messages about friendship and self-respect—all in under 90 minutes. Loved by young audiences and nostalgic parents alike.



Putting on a Show

Discovering the many roles needed to create, rehearse and present a play is like learning a theatre’s special formula to success. It allows us to observe how artistic companies collaborate, much like your favorite sports team. Whether or not you like performing, you may be surprised by the way some of these positions peak your interest! When audience members like yourself are familiar with these roles, seeing a play is more exciting because we can appreciate the effort that goes into presenting a great show.

Here are some of the roles you’ll find within a theatre company. If you were part of a production, what roles would you be interested in exploring?

Circle them!

Playwright	The storyteller who writes the script, creating the words and dialogue.
Producer Artistic	The person who plans, organizes, and finances the production.
Director	The creative leader who shapes the artistic vision and style of the show.
Director	The leader responsible for guiding the actors and overall production.
Choreographer	The expert who creates dance or stage combat routines and choreography for the performers.
Designer Stage	The artist who designs costumes, makeup, sets, lighting, and other visual elements.
Manager	The organizer who ensures the show runs smoothly backstage during performances.
Crew	The team of behind-the-scenes workers who handle technical and set aspects.
Cast	The group of actors who portray the characters and bring the story to life.
Audience	The people who attend the performance to enjoy and experience the show.

ACTIVITIES:

COMPREHEND: Lets meet the characters!!!

These are the characters that you may see in the show drawn by Greg himself!



GREG HEFFLEY

Greg is a nerdy first year middle schooler wanting to achieve popularity status at his school. Greg is immature and sometimes selfish, but motivated when it comes to his goals! Greg's focus on becoming popular leads him to almost costing him his closest friendship.



ROWLEY JEFFERSON

Rowley is also a first year middle schooler who is super cheery and has a positive outlook on everything in life. He is considered to be Greg's best friend and is capable of standing up for himself.




RODRICK HEFFLEY

Rodrick is the older brother of Greg and his main tormentor. Rodrick is the leader in his garage rock band, Loded Diaper and constantly torments Greg.




FRANK HEFFLEY

Greg's overbearing and critical father who tries to "toughen up" Greg. He has a distrust of teenagers and is easily annoyed when things go wrong.




SUSAN HEFFLEY

Greg's loving and overly supportive mother. Susan is constantly looking for teachable moments and tries to create family bonding moments.



DUANNE HIGGINS

One of Greg's classmates who is known for being short and quick-witted. Chirag and Greg have a years-long prank battle.



PATTY FARRELL


Another one of Greg's classmates who is overachieving and driven. She wants to out-beat Greg in everything ever since he poured glitter glue down her back in second grade.



FREGLEY

Another one of Greg's classmates who is characterized as an oddball. Fregley experiences a "sugar rush" and is unapologetically himself.

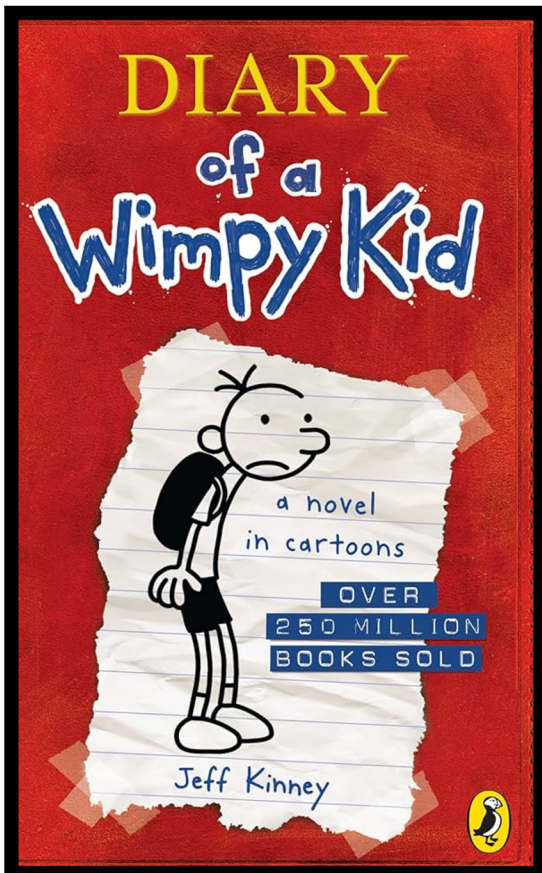
What does it take to make a book??



Diary of a Wimpy Kid the musical is based on the "Diary of a Wimpy Kid" series created by author and cartoonist Jeff Kinney. The first book of the series was released in 2007 and now there are a total of 20 books in the "Diary of a Wimpy Kid" series.

COMMENT

Take a look at the cover of one of the books in the "Diary of a Wimpy Kid" series! What do you see?



THE STEPS:

1. **The Author:** The author writes the story and develops the idea for the plot, the characters, and the narrative of the story.
2. **The Editor:** The editor takes the story the author has written and then revises it. The editor proofreads the text, meaning they check for spelling, punctuation, and grammar errors.
3. **The Illustrator/Designer:** The illustrator/designer creates the visual aspect of the book. They use tools like drawing or painting to bring the characters to life and create an eye-catching front cover of the book. Greg, the main character in "Diary of a Wimpy Kid" illustrates his daily life in his diary!
4. **The Publicist:** The job of the publicist is to get the public to become interested in reading the book. They arrange interviews and book signings, and create events to showcase the book to the audience that will want to read it.
5. **The Reader:** After a book goes through all of these important steps it is then released to the public to readers. The reader is someone like you! A person that chooses to pick a book off the shelf and reads it.

CHALLENGE

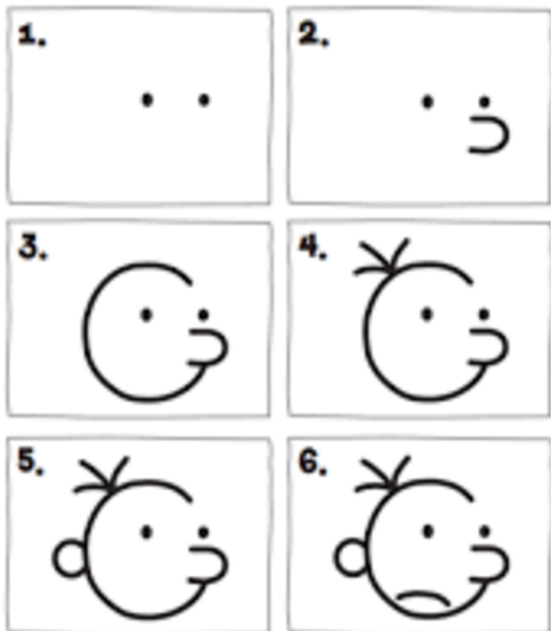
Help Greg sort out the words from the word search so he can write them in his journal!

WORD BANK:

- MIDDLE SCHOOL
- CHEESE TOUCH
- CARTOONIST
- ZOO-WEE MAMA
- JELLY BEANS
- LUNCH TRAY
- DIARY
- MOM BUCKS
- GREG
- JOURNAL
- FREGLEY
- ROWLEY

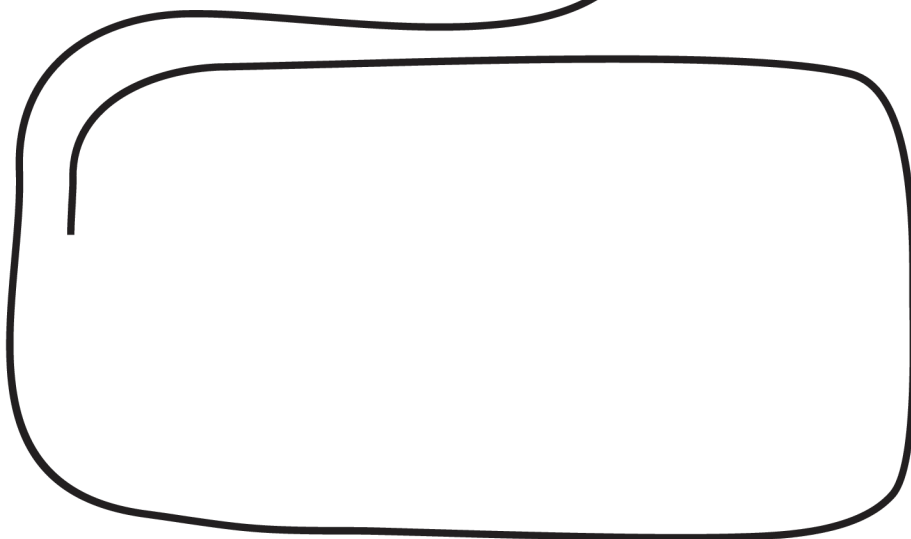


HOW TO DRAW GREG, STEP-BY-STEP

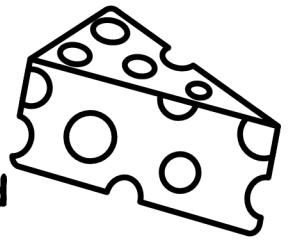


CREATE

Using the step-by-step tutorial try and draw Greg yourself in the box below!



CONNECT



Now that you know what it takes to create a book and how to draw like Greg you have the tools to create your very own cover of your diary or according to Greg, journal!!!

A large rectangular template for a diary cover. On the left side, there is a vertical spine with alternating black and white rectangular segments. The main body of the cover is lined with horizontal lines. At the top, the word "DIARY" is written in a large, bold, serif font, and "of a" is written below it in a smaller, bold, sans-serif font. A large, irregular, wavy-edged border is drawn across the middle of the page, with four overlapping rectangular shapes at its corners, suggesting a torn paper effect. In the bottom right corner of the template, there is a small circular logo featuring a penguin. A dashed line runs along the right and bottom edges of the template, indicating where to cut out the cover.

COMMUNICATE



Have you ever considered being an author like Jeff Kinney? Imagine having the power to control Greg's story! Think of a day Greg might live through and based on your own experiences or using your imagination, write a journal entry or short story from his perspective. Use extra lined sheets of paper as needed.

A writing area consisting of a vertical red margin line on the left and 15 horizontal blue lines for writing.


DISCOVERING DIVERSITY

The importance of ending the “popularity ranking”

WHAT IS BULLYING?

Bullying is defined as, “the repetitive, intentional hurting of one person or group by another person or group”. 1 out of 4 students admits to being bullied when being in school. It is so important to stand up when witnessing an act of bullying.

In *Diary of a Wimpy Kid, The Musical*, Greg struggles with something known as the “popularity ranking” system. Greg and his classmates constantly feel pressured to “fit in” and climb the popularity ladder. Students are judged if they are showcasing “differences” from the social norm.




**STOP
BULLYING**

Our differences are what makes us special! In the show Greg realizes that his friends are more important than his popularity ranking and that bullying people only causes more problems in his life. It is important to celebrate diversity and our differences and say no to bullying, just like Greg!

Will You Be a Bully Detective?

Can you identify if the following scenarios are bullying? Are they a problem or hurtful? How would you approach this situation? Chat through them as a class, with a partner or write down your answers here or on a lined sheet of paper!




A student repeatedly mocks another student's natural hair texture, calling it "weird" every day in the cafeteria.



A student tells their friend that their outfit looks ugly and often judges their appearance.



A student keeps shortening or mispronouncing a classmate's culturally specific name even after being corrected.



A student assumes a classmate can translate Spanish because they're Latino, then apologizes when corrected.




A student moves away from a peer after smelling a culturally specific lunch. Later they admit they weren't used to the scent and didn't mean to offend.

ARE YOU READY TO JOIN US AT TOY?

We're bursting with excitement as we eagerly await your arrival at our theater for the upcoming performance. The stage is all set to whisk you away into a world filled with laughter, emotions, and captivating moments. The talented and hardworking members of our team have poured their hearts into creating a show that will form lasting and treasured memories.

All we're missing is you, our audience!



LET'S GO TO THE THEATRE!

After reading through our pre-show education packet, I'm sure you're now familiar with what you may see on stage. Now what about your field trip? Have you ever been to the theatre before? What's it like?

The day of your trip, you will get on the school bus and drive to Allentown in downtown Buffalo. Upon your arrival at Theatre of Youth, you will quietly enter our beautiful building, visit the restrooms as needed, then find your seats. You'll see lots of chairs, big, tall ceilings and a beautiful stage.

Following your instructors, you will sit with your group and start to get excited for the show. Remember, remain seated! This will allow everyone behind you to see properly. Remember your Theatre Etiquette!



