

PRE-SHOW EDUCATIONAL PACKET

Welcome to Theatre of Youth’s 53rd season and *JUNIE B. JONES IN JINGLE BELLS, BATMAN SMELLS!*

This packet has been designed with an educator, parent and student in mind! We want to broaden our audience’s experience and help you to prepare for future visits to The Historic Allendale theatre! To the right you will find a table of contents that will help you navigate through the packet. All of our activities have been assigned a title to help you connect this experience with the NYS Next Generation Standards. Those titles are COMPREHEND, CHALLENGE, COMMUNICATE, CREATE, COMMENT and CONNECT. We hope that this will help you lead a discussion or inspire you to create your own show and book-based activities.

Students that attend performances with their school also have access to our playbill which includes a post-show educational guide. These activities will also be titled for educators to connect the classroom to the children’s experience when they visit Theatre of Youth. Activities include vocabulary, an opportunity to be inspired artistically, or to engage in a conversation about a topic or a concern.

THE THEATRE:

The Allendale, one of Buffalo’s first neighborhood theatres, was built in 1913 and included gold trimmed walls, leaded glass windows and a stunning domed ceiling with dozens of modern light bulbs. At first, the popular movie house specialized in silent films and photoplays of Broadway productions, with a custom-built symphonic organ for accompaniment. The years were not kind to The Allendale Theatre. Fortunately, the Allentown Association saved it from demolition and in 1986, Theatre of Youth entered into a partnership with the City of Buffalo to raise funds and renovate the theatre for its permanent home.

Preserving the original integrity during the “make-over”, the theatre is equipped with a proscenium stage, fly and wing space, a sound and lighting system, dressing rooms, rehearsal space, and seating for 469 people.



TABLE OF CONTENTS

- The Theatre
- Theatre Etiquette
- The Show
- Who Works at A Theatre?
- Activities
- Discovering Diversity
- Get Ready for Your Trip!

THEATRE ETIQUETTE:

Theatre etiquette is a simple set of rules to help audience members fully enjoy the show, and for actors and the backstage crew to safely perform their work for you! Here are some important elements of theatre etiquette:

- Arrive on time and get to your seat without running.
- Visit the restroom before the performance begins.
- Respect the theatre. Don't put your feet on the seats and avoid bouncing up and down.
- Turn OFF and put away phones and other electronic devices.
- Please do not talk to your neighbor during the performance.
- No food or drinks inside the theater.
- If you like something that you see, you may clap or laugh- it shows the actors that you like what they are doing!
- Open your eyes, your hearts and your minds and enjoy the show!

**JUNIE B. JONES IN JINGLE BELLS, BATMAN SMELLS!****by Allison Gregory**

Recommended Ages: 4+

Produced through special arrangements with PlayScripts

Junie B. Jones, First-Grader, is super-excited about the upcoming Holiday Sing-Along and Secret Santa gift exchange at her school. Too bad tattletale May keeps ruining all of Junie B.'s fun. So when Junie B. draws May's name for Secret Santa, she comes up with the perfect plan to teach her nemesis a lesson! But will the Christmas spirit of peace and goodwill interfere before she can give you-know-who what she deserves? A hilarious and endearing tale based on the best-selling book series by Barbara Park.

WHO WORKS AT A THEATRE?

Theatre is all about collaboration.

Discovering the many roles needed to create, rehearse and present a play is like learning a theatre’s special formula to success. It allows us to observe how artistic companies collaborate, much like your favorite sports team. Whether or not you like performing, you may be surprised by the way some of these positions peak your interest! When audience members like yourself are familiar with these roles, seeing a play is more exciting because we can appreciate the effort that goes into presenting a great show.



Here are some of the roles you’ll find within a theatre company.




If you were part of a production, what roles would you be interested in exploring? Circle them!

Playwright	The storyteller who writes the script, creating the words and dialogue.
Producer	The person who plans, organizes, and finances the production.
Artistic Director	The creative leader who shapes the artistic vision and style of the show.
Director	The leader responsible for guiding the actors and overall production.
Choreographer	The expert who creates dance or stage combat routines and choreography for the performers.
Designer	The artist who designs costumes, makeup, sets, lighting, and other visual elements.
Stage Manager	The organizer who ensures the show runs smoothly backstage during performances.
Crew	The team of behind-the-scenes workers who handle technical and set aspects.
Cast	The group of actors who portray the characters and bring the story to life.
Audience	The people who attend the performance to enjoy and experience the show.

ACTIVITIES:

COMPREHEND: Let's meet the characters!


Did you know Theatre of Youth produced this same play years ago? Use these sneak peek photos from our past and current costume design to learn more about the characters. Based on your initial impression of them, what gift do you think they would like if you had them for a Secret Santa present exchange?

	<p>Junie B. is a spirited and quirky first grader with a big personality. She's always full of opinions and emotions, whether it's about holiday traditions, classroom antics, or her friends. Despite her occasional misunderstandings, she has a good heart and a strong sense of individuality.</p> <p>As a gift, Junie B. may enjoy:</p> <hr/>
	<p>May is Junie B.'s classmate who often acts as a "teacher's pet" and is known for being a bit bossy. She tends to get on Junie B.'s nerves, often acting like she's the authority in the classroom, but deep down, she's just trying to fit in like everyone else.</p> <p>As a gift, May could like:</p> <hr/>
	<p>Lucille is Junie B.'s self-absorbed and fashionable friend. She's always concerned with looking stylish, and her high-maintenance personality sometimes makes her hard to get along with, but her friendship with Junie B. shows a softer side as they navigate the ups and downs of school together.</p> <p>As a gift, Lucille would love:</p> <hr/>



Jose is one of Junie B.'s classmates who is friendly, funny, and full of energy. He's often caught in the middle of the chaos that ensues in the classroom, but he always manages to keep a positive attitude and stay loyal to his friends.

As a gift, José may jump for joy for:



Sheldon is a quiet and thoughtful student who often gets lost in his own world. He's a bit on the shy side, but his gentle nature and creative ideas help him become a good friend to Junie B. and the rest of the class.

As a gift, Sheldon would be pleased to receive:



Herb is Junie B.'s good friend who's always ready to support her in her various adventures. He's friendly, optimistic, and willing to help, but sometimes he finds himself caught up in Junie B.'s more outrageous plans and ideas.

As a gift, Herb could be excited to see:

CHALLENGE: Can you solve the Holiday riddles below?

1. I fly high in the sky, bringing cheer to your door,
I can be made of paper, or I can be something more.
What am I?

2. I'm a treat that's often made with sugar and spice,
I come in different shapes, and I taste really nice.
What am I?


3. I have four legs but don't crawl on the floor,
You'll find me at parties and sometimes at the store.
What am I?

4. I'm colorful and bright, and I light up the night,
I can be made of paper, or I can take flight.
What am I?

5. I'm made of snow but I'm not cold,
You can build me up, tall and bold.
What am I?

ANSWERS:

- | | | |
|----------------------------------|--------------|--------------------------|
| 1. A holiday card or a balloon! | 2. A cookie! | 3. A party/dessert table |
| 4. A lantern, star or fireworks! | 5. A snowman | |



CREATE: Choose your favorite character in *Junie B. Jones in Jingle Bells*, *Batman Smells!* and create a character collage! You can use the space below to draw things that represent them or expand into creating your own poster adding stickers, photos, quotes and descriptions. This could even evolve into a character show and tell!



My Favorite Character is...

COMMENT AND CONNECT: Making a friendship garland!

The best way to enjoy the holidays is by sharing love and cheer with friends who are near. Use this craft to encourage kind words in the classroom and spark conversation about each student's favorite holiday foods, activities, etc.

What you'll need:

1. The Junie B. Friendship Garland Cutout
2. Scissors
3. A writing utensil, coloring pencils, crayons or markers
4. A glue stick, tape or stapler

**Steps:**

1. Fill out and decorate the Junie B. Friendship Garland Cutout
2. Cut the Paper Strips
3. Form the First Loop:

Take one paper strip, curl it around to make a loop, and either glue, tape, or staple the ends together to hold the loop in place.

4. Make the Chain:

Take your next strip of paper and thread it through the first loop before curling it around and securing the ends together. Now you've started your chain! Continue adding loops by threading each strip through the last loop you made. Decorate Your Space:

5. Have a conversation:

Share your thoughts, stories and kind words with friends!

6. Decorate:

Once you're done, hang your friendship garland around your room, classroom, or anywhere that could use some extra kindness and cheer!

Tip: You can also add drawings, stickers, or even glitter to your strips to make your garland extra special!



Junie B. Friendship Garland Cutout:

How to make someone smile during the Holidays

Kind words for the Holidays

My favorite Holiday food

My favorite Holiday activity

COMMUNICATE: Let's chat!

In this play, Junie B. Jones navigates why it is important to be kind to others especially during the holidays. As a class, in small groups or on a piece of paper, discuss your answers to the following questions:

1. What do you think makes the holiday season special?
2. What do you think it's like to give a gift to someone who might not be your best friend? How would you feel about it?
3. Have you ever been part of a gift exchange? How would you feel if someone didn't like the gift you brought for them?
4. Why do you think it's important to treat others kindly, even if they aren't your favorite person?




DISCOVERING DIVERISTY

Why "Happy Holidays" is the best way to send someone warm wishes at this time of year:

"Happy Holidays" is more inclusive because it recognizes that different people celebrate different holidays around the same time of year. While Christmas is a holiday that many people celebrate in North America, there are other important holidays like Hanukkah, Kwanzaa, Diwali, New Year's, and many more that people from different cultures and religions observe. By saying "Happy Holidays," you're acknowledging that all of these traditions are important and wishing everyone happiness, no matter how they celebrate!

Discuss each Holiday as a class and color in the Holiday puzzle as you go!



ARE YOU READY TO JOIN US?

We're bursting with excitement as we eagerly await your arrival at our theater for the upcoming performance. The stage is all set to whisk you away into a world filled with laughter, emotions, and captivating moments. The talented and hardworking members of our team have poured their hearts into creating a show that will form lasting and treasured memories. All we're missing is you, our audience!

LET'S GO TO THE THEATRE!



After reading through our pre-show education packet, I'm sure you're now familiar with what you may see on stage. Now what about your field trip? Have you ever been to the theatre before? What's it like?

The day of your trip, you will get on the school bus and drive to Allentown in downtown Buffalo. Upon your arrival at TOY, you will quietly enter our beautiful building, visit the restrooms as needed, then find your seats. You'll see lots of chairs, big, tall ceilings and a beautiful stage.



Following your instructors, you will sit with your group and start to get excited for the show but remember to remain seated! This will allow everyone behind you to see properly. Remember your Theatre Etiquette!



REMINDERS:



- After the performance, you will receive a playbill (given to your teacher) that includes our post-show educational workbook to bring back to your class.
- After each school time performance, the cast and crew will be available for a talk back. This will give you the opportunity to ask us any questions you may have about the show, the characters, the theatre, etc.

Start to brainstorm questions you may want to ask the characters:

See you soon!